

# Directions to OSU Martha Morehouse Medical Plaza

(Formerly OSU Outpatient Services at Kenny Road)



2050 Kenny Road, Columbus, OH 43221 (614) 293-5123  
www.medicalcenter.osu.edu

## From the North (Sandusky, Delaware and Cleveland):

Take any major highway to I-270  
Take I-270 to State Route 315 south  
Take State Route 315 south to the Lane Avenue exit  
Turn right onto Lane Avenue  
Turn left onto Kenny Road  
OSU Martha Morehouse Medical Plaza is located on your left

## From the South (Circleville, Chillicothe, Portsmouth and Cincinnati):

Take any major highway to I-71 north  
Take I-71 north to State Route 315 north  
Take State Route 315 north to the Lane Avenue exit  
Turn left on Lane Avenue  
Turn left onto Kenny Road  
OSU Martha Morehouse Medical Plaza is located on your left

## From the East (Newark, Zanesville and Pittsburgh):

Take any major highway to I-70 west  
Take I-70 west to State Route 315 north  
Take State Route 315 north to the Lane Avenue exit  
Turn left on Lane Avenue  
Turn left onto Kenny Road  
OSU Martha Morehouse Medical Plaza is located on your left

## From the West (Springfield, Dayton and Indianapolis):

Take any major highway to I-70 east  
Take I-70 east to State Route 315 north  
Take Route 315 north to the Lane Avenue exit  
Turn left on Lane Avenue  
Turn left onto Kenny Road  
OSU Martha Morehouse Medical Plaza is located on your left

## Parking:

Free parking is located in the surface parking lots and in the attached parking garage.

## Construction:

*We are growing to better serve you. During construction, the main vehicular entrance on Kenny Road will remain the same. Please watch for traffic and pedestrian detour signs. Thank you for your patience.*



Smoking and the use of tobacco products are not permitted inside or outside of any OSU Medical Center building.

Updated on April 29, 2008

# Finding Your Way to OSU Martha Morehouse Medical Plaza

(Formerly OSU Outpatient Services at Kenny Road)



2050 Kenny Road, Columbus, OH 43221 (614) 293-5123  
www.medicalcenter.osu.edu

## Directions

### From the North:

Take State Route 315 south to Lane Avenue Exit  
Turn right onto Lane Avenue  
Take Lane Avenue to Kenny Road (first traffic light)  
Turn left onto Kenny Road  
SEE "PARKING" DIRECTIONS

### From the South:

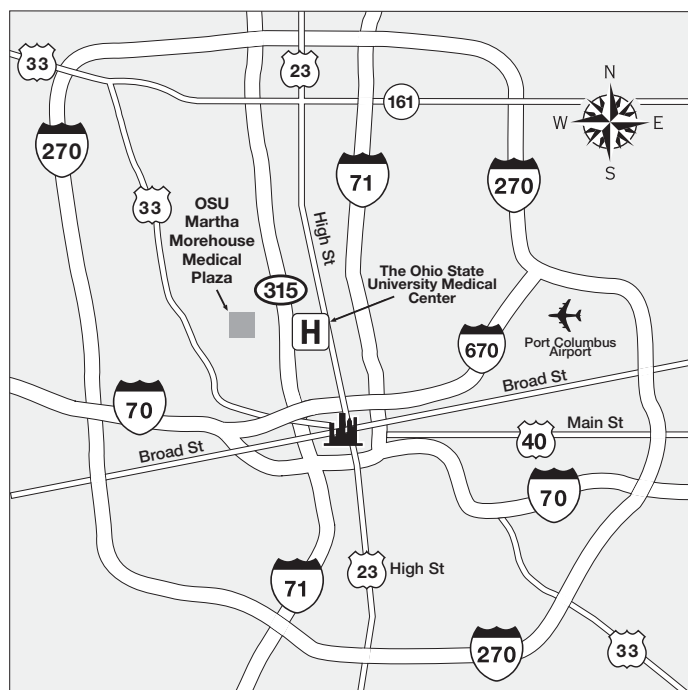
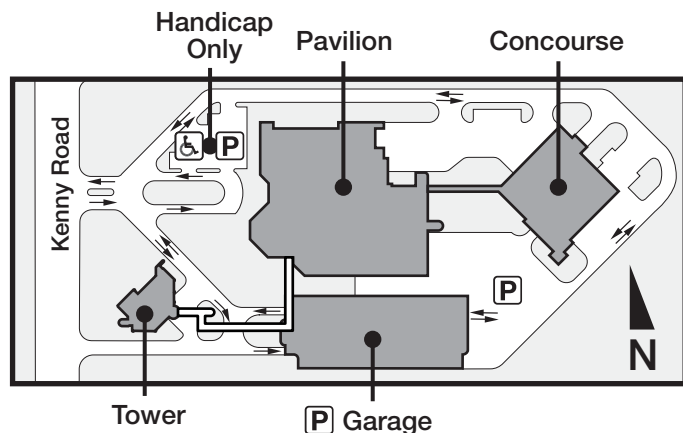
Take State Route 315 north to Lane Avenue Exit  
Turn Left onto Lane Avenue  
Take Lane Avenue to Kenny Road (second traffic light)  
Turn left onto Kenny Road  
SEE "PARKING" DIRECTIONS

### Parking-Garage **P**:

Turn left into entrance  
Take an immediate right and follow signs to garage

### Parking-Disability **P** :

Turn left into entrance  
Disability only parking is near the front



*We are growing to better serve you. During construction, the main vehicular entrance on Kenny Road will remain the same. Please watch for traffic and pedestrian detour signs. Thank you for your patience.*

Smoking and the use of tobacco products are not permitted inside or outside of any OSU Medical Center building.

Updated on April 29, 2008



# 如何开车前往 OSU Martha Morehouse 医疗大楼 (OSU Martha Morehouse Medical Plaza)

(以前是位于 Kenny Road 的 OSU 门诊服务大楼 (OSU Outpatient Services))



2050 Kenny Road, Columbus, OH 43221 (614) 293-5123 [www.medicalcenter.osu.edu](http://www.medicalcenter.osu.edu)

## 从北出发 (Sandusky、Delaware 和 Cleveland) :

从任何主要公路转 I-270  
从 I-270 走到 State Route 315 南行线  
从 State Route 315 南行线开到 Lane Avenue 出口  
向右拐上 Lane Avenue  
向左拐上 Kenny Road  
OSU Martha Morehouse 医疗大楼 (Martha Morehouse Medical Plaza) 就位于您的左边

## 从南出发 (Circleville、Chillicothe、Portsmouth 和 Cincinnati) :

从任何主要公路转 I-71 北行线  
从 I-71 北行线开到 State Route 315 北行线  
从 State Route 315 北行线开到 Lane Avenue 出口  
向左拐上 Lane Avenue  
向左拐上 Kenny Road  
OSU Martha Morehouse 医疗大楼 (Martha Morehouse Medical Plaza) 就位于您的左边

## 从东出发 (Newark、Zanesville 和 Pittsburgh) :

从任何主要公路转 I-70 西行线  
从 I-70 西行线开到 State Route 315 北行线  
从 State Route 315 北行线开到 Lane Avenue 出口  
向左拐上 Lane Avenue  
向左拐上 Kenny Road  
OSU Martha Morehouse 医疗大楼 (Martha Morehouse Medical Plaza) 就位于您的左边

## 从西出发 (Springfield、Dayton 和 Indianapolis) :

从任何主要公路转 I-70 东行线  
从 I-70 东行线开到 State Route 315 北行线  
从 State Route 315 北行线开到 Lane Avenue 出口  
向左拐上 Lane Avenue  
向左拐上 Kenny Road  
OSU Martha Morehouse 医疗大楼 (Martha Morehouse Medical Plaza) 就位于您的左边

## 停车场:

地面停车场和附联停车库中有免费停车位。

## 建筑施工:

我们不断发展以更好地为您服务。施工期间, Kenny Road 上的主车辆入口将保持不变。请注意交通和行人绕行路线标志。非常感谢您的谅解。



OSU 医疗中心大楼的任何内部或外部位置均不允许吸烟和使用烟草产品。

于 2008 年 4 月 29 日更新. Simplified Chinese

# 如何前往

## OSU Martha Morehouse 医疗大楼 (Martha Morehouse Medical Plaza)

(以前是位于 Kenny Road 的 OSU 门诊服务大楼 (OSU Outpatient Services))



2050 Kenny Road, Columbus, OH 43221 (614) 293-5123 [www.medicalcenter.osu.edu](http://www.medicalcenter.osu.edu)

### 路线说明

#### 从北出发:

从 State Route 315 南行线开到 Lane Avenue 出口  
向右拐上 Lane Avenue  
从 Lane Avenue 开到 Kenny Road (第一个红绿灯)  
向左拐上 Kenny Road  
参见“停车场”路线说明

#### 从南出发:

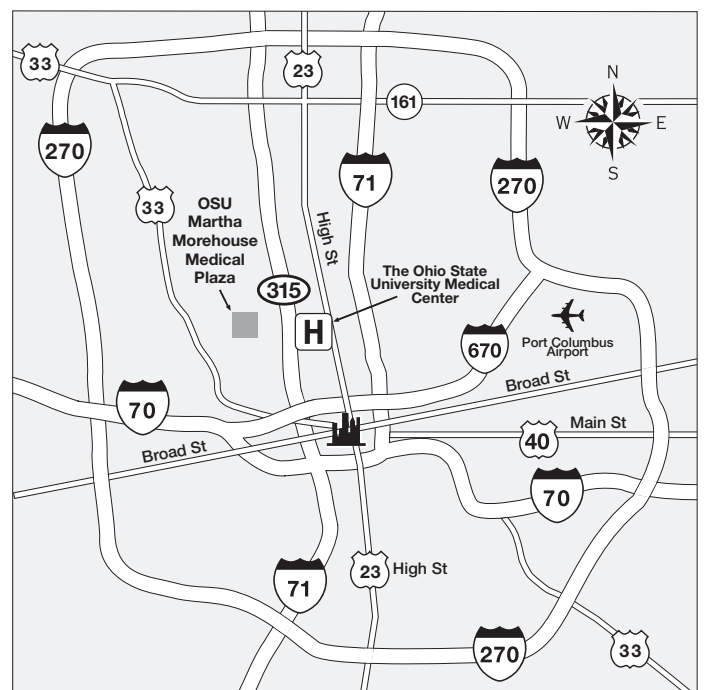
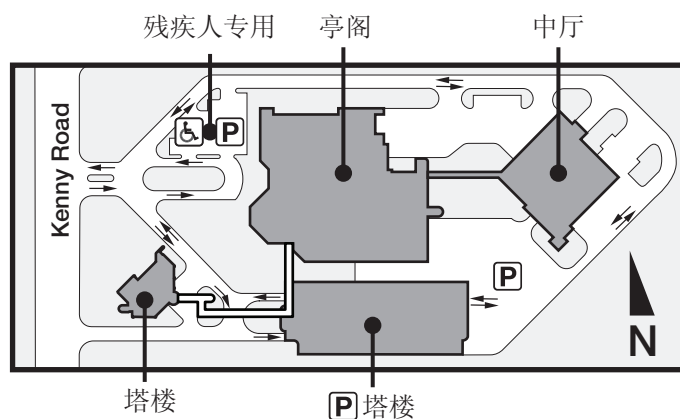
从 State Route 315 北行线开到 Lane Avenue 出口  
向左拐上 Lane Avenue  
从 Lane Avenue 开到 Kenny Road (第二个红绿灯)  
向左拐上 Kenny Road  
参见“停车场”路线说明

#### 停车库 P:

向左拐进入入口  
随即向右拐, 根据标志来到车库

#### 残疾人停车处 P♿:

向左拐进入入口, 残疾人专用停车处就在近前



我们不断发展以更好地为您服务。施工期间, Kenny Road 上的主车辆入口将保持不变。请注意交通和行人绕行路线标志。非常感谢您的谅解。

OSU 医疗中心大楼的任何内部或外部位置均不允许吸烟和使用烟草产品。

于 2008 年 4 月 29 日更新. Simplified Chinese

