

Driving Directions to Martha Morehouse Medical Plaza



From the North (Sandusky, Delaware and Cleveland)

Take any major highway to I-270
Take I-270 to SR 315 south
Take SR 315 south to the Lane Avenue exit.
Turn right onto Lane Avenue.
Take Lane Avenue to Kenny Road.
Turn left onto Kenny Road.
Martha Morehouse Medical Plaza will be on your left.

From the South (Circleville, Chillicothe, Portsmouth and Cincinnati)

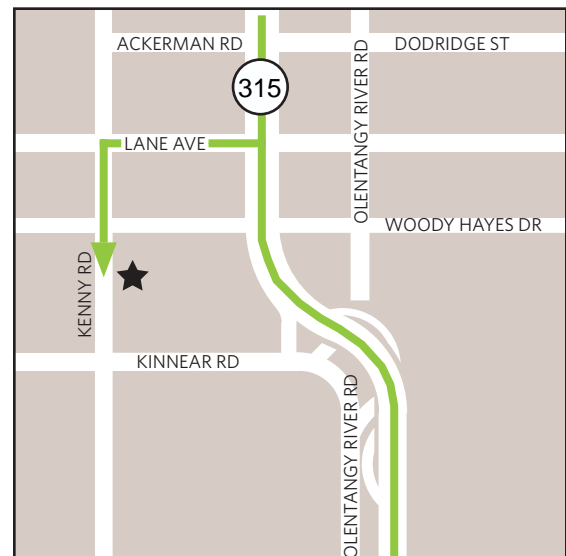
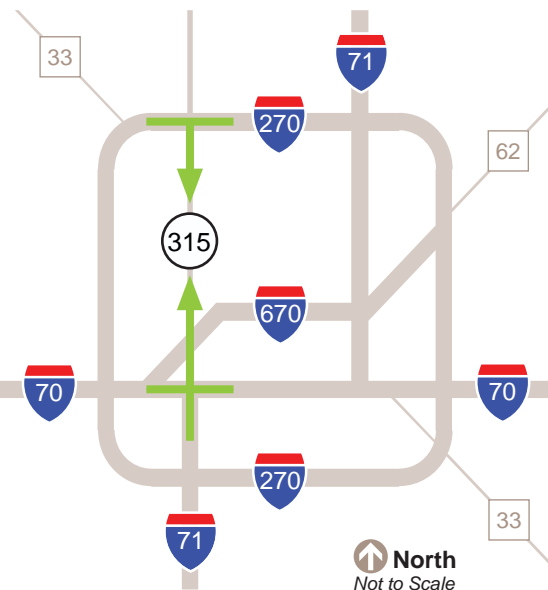
Take any major highway to I-71 north
Take I-71 north to SR 315 north
Take SR 315 north to the Lane Avenue exit.
Turn left onto Lane Avenue.
Take Lane Avenue to Kenny Road.
Turn left onto Kenny Road.
Martha Morehouse Medical Plaza will be on your left.

From the East (Newark, Zanesville and Pittsburgh)

Take any major highway to I-70 west
Take I-70 west to SR 315 north
Take SR 315 north to the Lane Avenue exit.
Turn left onto Lane Avenue.
Take Lane Avenue to Kenny Road.
Turn left onto Kenny Road.
Martha Morehouse Medical Plaza will be on your left.

From the West (Springfield, Dayton and Indianapolis)

Take any major highway to I-70 east
Take I-70 east to SR 315 north
Take SR 315 north to the Lane Avenue exit.
Turn left onto Lane Avenue.
Take Lane Avenue to Kenny Road.
Turn left onto Kenny Road.
Martha Morehouse Medical Plaza will be on your left.



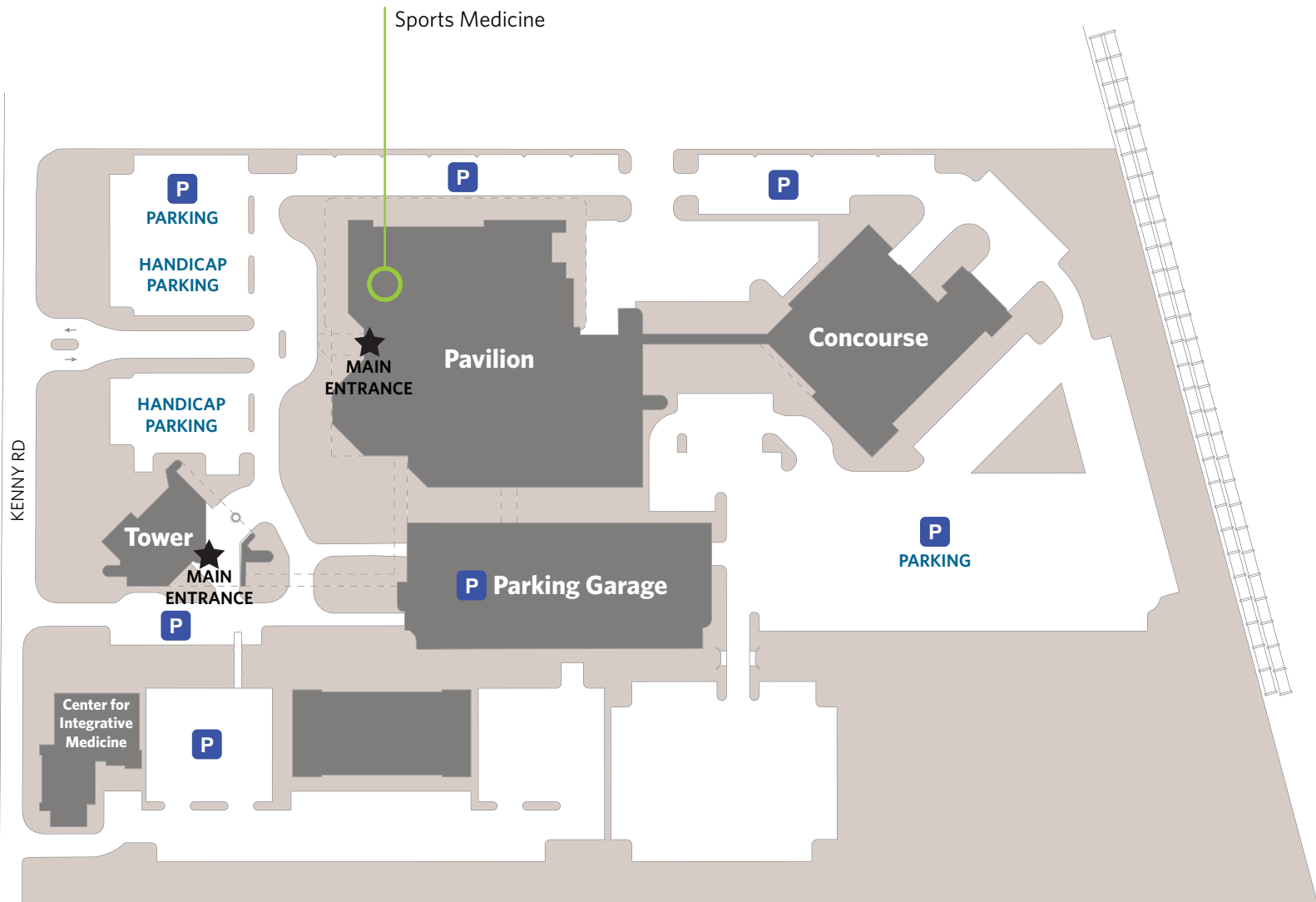
★ Martha Morehouse Medical Plaza

2050 Kenny Road
Columbus, OH 43221
(614) 293-5123

www.medicalcenter.osu.edu

Finding your Way

Martha Morehouse Medical Plaza



Martha Morehouse Medical Plaza

2050 Kenny Road
Columbus OH 43221
(614) 293-5123

www.medicalcenter.osu.edu



Smoking and the use of tobacco products are not permitted inside or outside of any OSU Medical Center building.



Services by Building

Martha Morehouse Tower

Bariatric & General Surgery
Comprehensive Spine
Dermatologic Oncology
Diversity Enhancement Program Office
Gastroenterologic Oncology
James Care
James Care Lab
Maternal Fetal Medicine
OB Ultrasound
Registration

Martha Morehouse Pavilion

Auditorium
Center for Wellness & Prevention
Internal Medicine
Lung Center
OSU Clinic Lab
OSU Orthopedics
OSU Sports Medicine
Outpatient Rehabilitation Services
Perinatal Education and Nutrition
Pool/Gymnasium
Radiology & Imaging
Registration
Women's Center
Wound Center
Wright Center for Innovation in Biomedical Imaging