

OSU Medical Center Administrative Operations at Ackerman Road

600-690 Ackerman Road, Columbus Ohio 43202 (614) 293-5123
www.medicalcenter.osu.edu

From the North (Southbound):

Take any major highway to State Route 315.
 Take SR 315 south to Ackerman Road Exit.
 Turn left onto Ackerman Road.
 Turn left at the second traffic light.
 Metered parking for visitors is located in the area in front of 660 Ackerman Road.
 All other areas are OSU permit parking only.





From the South (Northbound):

Take any major highway to State Route 315.
 Take SR 315 north to the Lane Avenue Exit.
 Turn right (toward OSU campus) on Lane Avenue.
 Take Lane Avenue to the first traffic light, Fred Taylor Drive.
 Turn left at the traffic light onto Fred Taylor Drive.
 Continue on Fred Taylor Drive to Ackerman Road.
 At the traffic light cross Ackerman Road.
 Metered parking for visitors is located in the area in front of 660 Ackerman Road.
 All other areas are OSU permit parking only.



SR 315 Bridge & Road Project Closures June 15–Nov. 1, 2009

Visit www.buckeyetraffic.org/315 for the latest traffic updates.

-  Road and ramp closures
-  Route from the north
-  Route from the south
-  Return routes

