

# Tips for Good Body Mechanics

Anytime your body is not in a fairly straight line (alignment), you are putting strain on your back. By keeping your body in good alignment and by using good body mechanics in daily living situations, you can help decrease the stress on your back.

## Sitting:

- Your feet should be able to touch the floor.
- Your knees and hips should be level.
- Sit up tall, and do not bend your head forward.
- Use a low back support in your chair.
- It is best to have armrests to lay your arms on.
- Make sure your work is straight in front of you so you do not have to look up or down.
- Do not remain in one position for too long. Get up and stretch often.

Yes



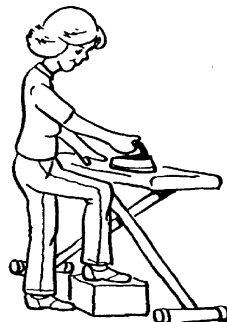
No



## Standing:

- Always stand close to the job that you are doing.
- Avoid standing for a long time. If you have to stand for a long time, place one foot up on a small stool.

Yes



No



**Walking:**

**Yes**

**No**

- Walk with good posture. This means keeping your head high, your chin tucked in, and your back straight.




- Avoid high heels if you are going to be on your feet for a long time. High heels places the strain on your lower back.
- Push objects rather than pull them. Put one foot in front of the other, bend at your hips and knees and walk forward. Pulling places the strain on your lower back.


**Lifting:**

- Avoid lifting heavy objects. If something is more than half your body weight, get help or use equipment.
- When lifting, bend your knees not your waist. Keep your back straight.

**Yes**



**No**



- Do not twist your back as you lift. To turn when lifting, pivot your feet.
- Do not lift an object above waist level. This increases the arch in your back.

**Yes**



**No**




- Keep objects close to your center of gravity (belly button) when you are lifting or carrying things.
- Tighten your stomach muscles when you lift.
- Avoid reaching for objects. Do not:
  - ▶ Reach across a table to grasp an object
  - ▶ Reach across to make a bed
  - ▶ Lean over to open a window
  - ▶ Bend over to get an object out of the trunk of a car


### **Driving:**

- Make sure that your hips and knees are level.
- Do not lean back and drive with outstretched arms.
- Place a lumbar support or a rolled up towel behind your lower back to provide support.
- When you are on car trips that last over one hour, stop every hour to walk and stretch.

**Yes**




**No**




## Sleeping:

- The best positions for sleeping are:
  - ▶ On your back with a pillow under your knees
  - ▶ On your side
- Do not sleep on your stomach or on soft, sagging non-supporting mattresses or cushions.

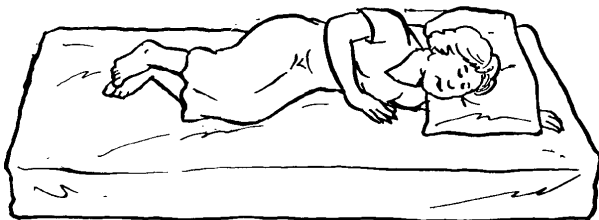
Yes



No



Yes



No



**If you would like more written information, please call the Library for Health Information at (614)293-3707. You can also make the request by e-mail: [health-info@osu.edu](mailto:health-info@osu.edu).**

© Copyright, (10/2006)  
Department of Physical Therapy  
The Ohio State University Medical Center

- ▶ Upon request all patient education handouts are available in other formats for people with special hearing, vision and language needs, call (614) 293-3191.